

## ThermalAir TA-5000A/B Compact Chamber

### Hood Chamber Accessory

ThermalAir Compact Chamber Hood is for temperature testing semiconductor devices, automotive sensors, fiber optic components, microwave hybrids, MCM, PCB or any type of electronic/ non-electronic parts. ThermalAir Compact Chamber Hood can integrate to your test setup.

The ThermalAir 5000 can bring precise thermal capabilities directly to your test application localizing the test where it's required.


ThermalAir 5000 Compact Chamber Hood can be raised up and lowered down over your components under test. Temperature test and cycle your electronic and non-electronic parts and other devices at temperatures from  $-60^{\circ}$  to  $+200^{\circ}$  C with a temperature accuracy and uniformity unmatched by large environmental chambers.

- No LN2 or CO2 required
- Interchangeable Compact Chamber sizes
- Feed-Thru for connecting test cables, plugs and connectors to device under test
- Fast ramp rates and temperature transition times [user controlled]
- Additional internal temperature probe [location is defined by user placement]

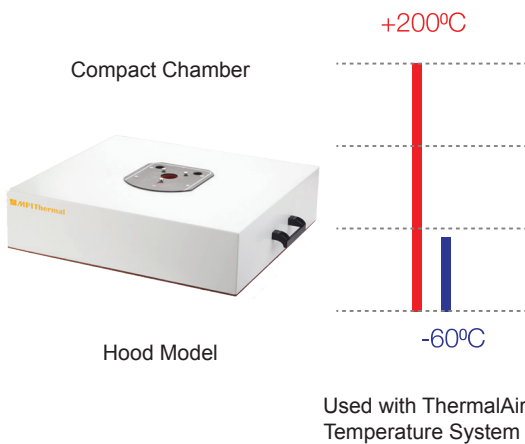
- Temperature range  $-60^{\circ}$  to  $+200^{\circ}$  C
- Temperature Accuracy  $\pm 1.0^{\circ}$  C at the output of TA-5000A
- Easily connects to ThermalAir TA-5000A [No tools required]
- Cables connect while testing hot & cold via feed-thru high temperature seal
- Frost Free operation at ultra-cold temperatures with CDA
- And Heated Purge around seals



TA-5000A with Compact Chamber Hood



Hood Compact Chamber up/down on test component



**SPECIFICATION**

**Performance**

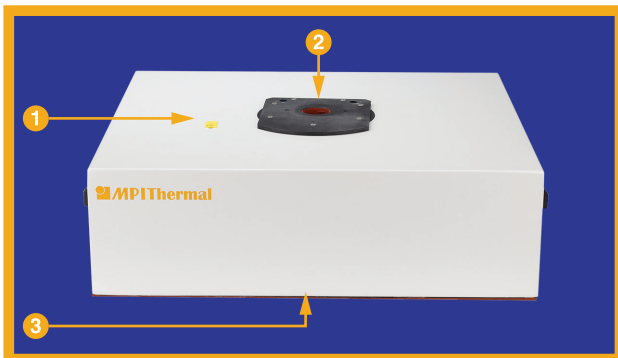
Temperature Change Rate ( in seconds)

Ambient to +125°C	< 3 minutes
+125°C to Ambient	< 2 minutes
Ambient to -40°C	< 3 minutes
-40°C to Ambient	< 1 minutes
Uniformity	2.0°C range from setpoint

1 For optimal performance, use Compact Chamber closest in size to the UUT.  
2 Performance is measured on Hood using TA5000A at 18scfm airflow rate.



**Compact Chamber Hood Model**



1. Internal Temperature Control Probe Sensor
2. Quick connect/ disconnect to TA-5000A Thermal Head
3. High Temperature seal gasket

**Compact Chamber Clamshell Model**



Note: See Compact Chamber Clamshell data sheet

**Weights and Dimensions**

Compact Chamber Model	Hood	Clamshell
Inside Dimension (ID) cm. (in.) nominal	35.6W x 40.6D x 10.2H cm (14W x 16D x 4H in.)	35.6W x 40.6D x 15.7H cm (14W X 16D x 6.2H in.)
Outside Dimension (OD) cm. (in.)	46.7W x 51.8D x 15.7H cm ( 18.4W x 20.4D x 6.2H in.)	45.7W x 50.8D x 25.9H cm (18W x 20D x 10.2H in.)
Weight-kg (lbs.)	3.7 kg (8.2 lbs.)	19kg (41.9 lbs.)

**Features**

Compact Chamber Model	Hood	Clamshell
Thermocouple Connections	1	1